

GyroShift™



Shift Your Expectations

Patent: cslighting.com/patents

CSL®
CREATIVE
SYSTEMS
LIGHTING

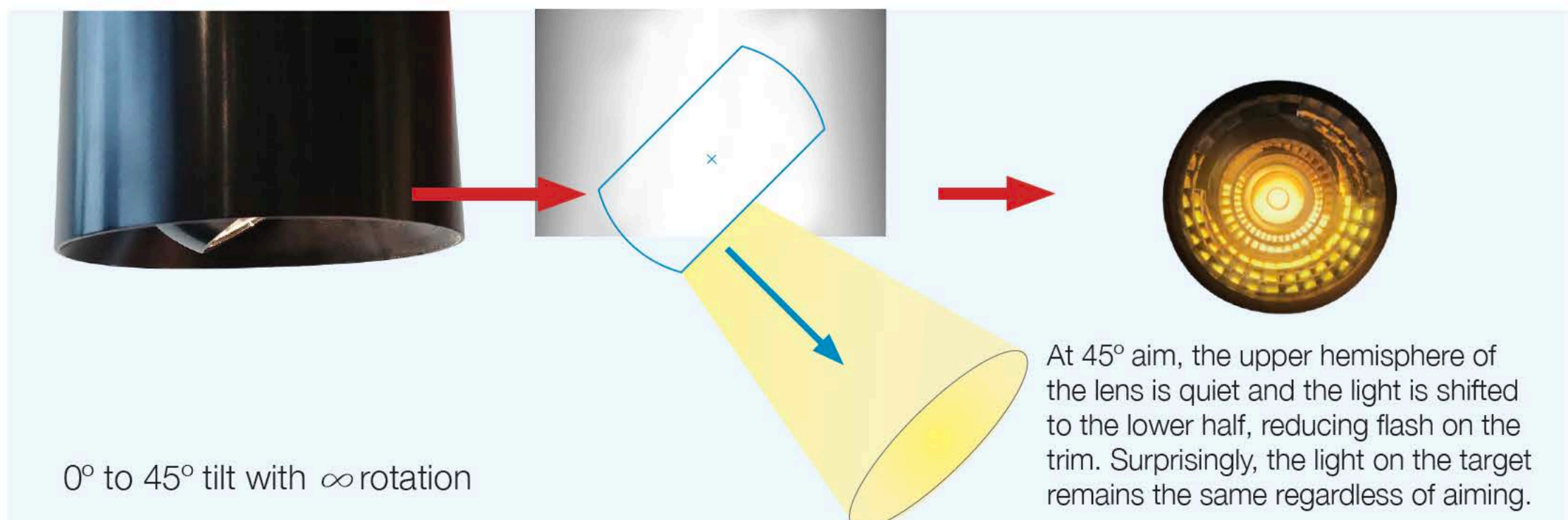
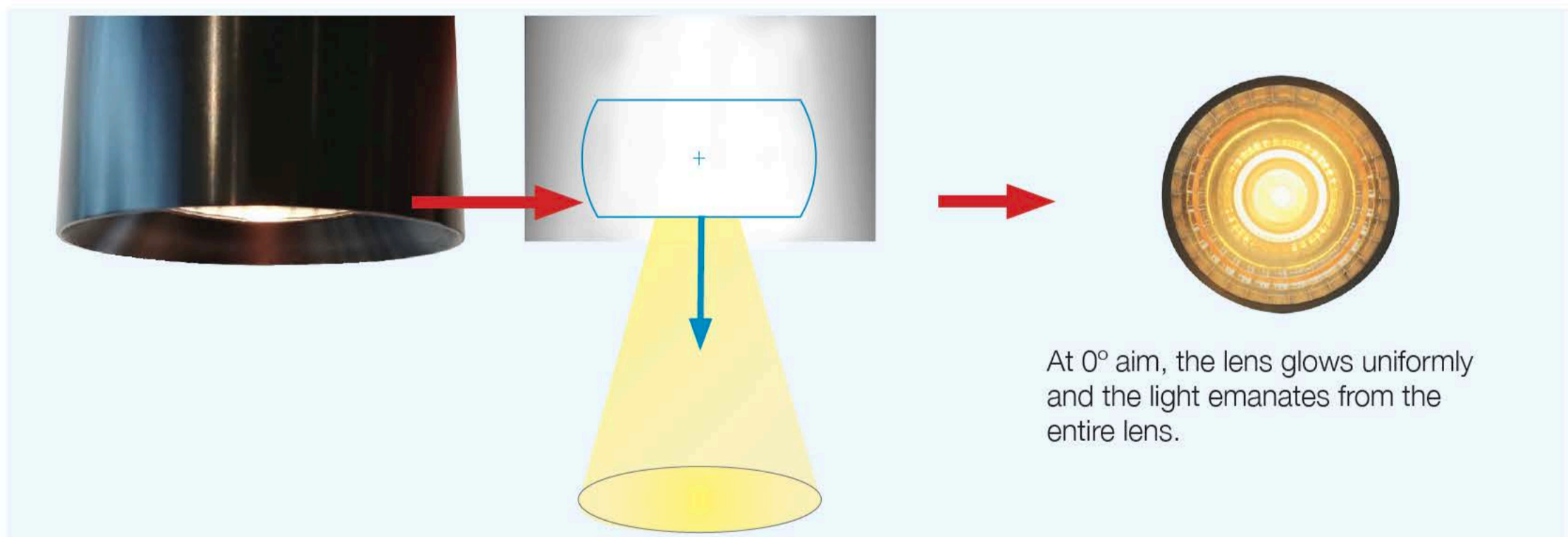
What is GyroShift™?



A different way to downlight, CSL's patented GyroShift™ technology is a unique system that allows you to easily adjust a downlight with no loss of light on the target. CSL engineers designed the innovative bezel-and-ball system so that any lighting adjustment can be made while installed with just a twist of the bezel —no tools needed. From 0° to 45° angles with infinite rotation, GyroShift™ optics are designed to provide a uniformly bright light and round beam at any angle. In addition, the GyroShift™ optics are field-changeable and available in 10°, 30°, and 50°.

How GyroShift™ Works

Typical downlights are not equal to CSL's patented GyroShift™ products. Our LED remains stationary with a thermally optimized connection to the compact, shallow height housing, which performs as one large heat sink. Each GyroShift™ bezel positions one of our patented GyroShift™ lenses to focus, shift, shape, and deliver up to 2200lm of light at targets up to 45° from nadir.



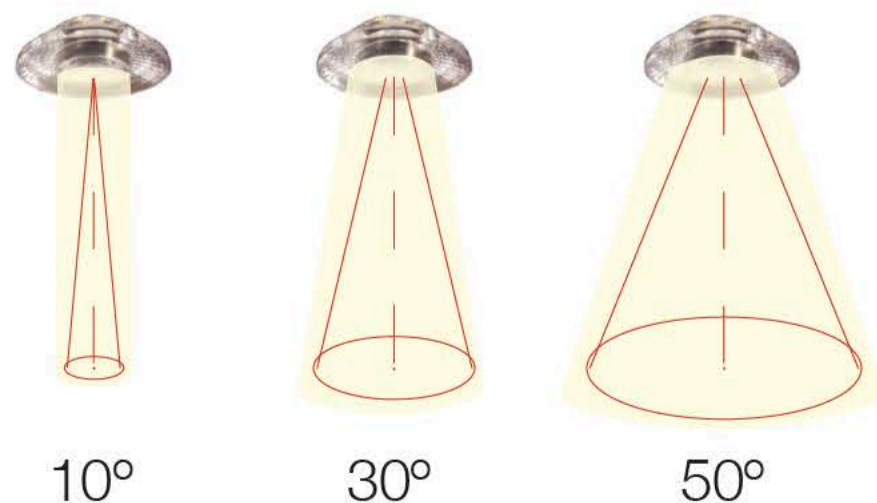


High Lumens in Tight Spaces

Our best-in-class power and modular optical system with diminutive 4"-high housings enable you to supply crisp accents, broad washes, and tailored light wherever you need it. CSL's GyroShift™ can go wherever you need an adjustable downlight solution.


A simple twist of the elegantly shaped bezel unlocks the 45° of tilt and infinite rotation of the optical carriage. A further twist of the bezel allows for the lens to be quickly exchanged, converted into a wall wash, or fine-tuned with up to two media. The efficiency of the system is extremely high at all aim angles. The LED and LED Driver are fully field-serviceable.

Optics available:






GyroShift™ Cylinder
Wall Mount



GyroShift™ Multiple
Suspended Stem



GyroShift™ Cylinder
Pendant



GyroShift™ Multiple
Suspended Aircraft

GyroShift™ is Available in Cylinders and Multiples - Pendant & Surface Mounts



GyroShift™ Hex Cloak
Surface Mount/Suspended Mount

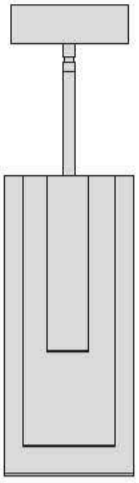


GyroShift™ Multiple
Surface Mount/Suspended Mount



GyroShift™ Multiple
Flush Mount

Cylinders



Available sizes: 1", 3", 5"

Not your ordinary cylinder fixture, GyroShift™ Cylinders incorporate our patented GyroShift™ technology into our powerful, versatile cylinders. Within each cylinder is a stationary LED with a thermally optimized connection to the entire cylinder body which performs as one large heatsink. Each GyroShift™ cylinder can deliver up to 2200lm with 10°, 30°, and 50° beam angles and support up to 2 media options. GyroShift™ cylinders have a full 45° of adjustability while maintaining a clean decorative aesthetic. Available in 1", 3", and 5" diameters, a wide selection of finishes, and three mounting options, GyroShift™ Cylinders complete the look of any space.

Main Features:

- Surface, Pendant, and Wall mounts
- 2700K, 3000K, 3500K, or 4000K CCT at 90CRI
- 10°, 30°, and 50° field-replaceable optics
- 45° adjustability with ∞° rotation
- Available in 22 standard finishes

Product	Lumens	Construction	Power	CCT	CRI	Driver	Optics	Fixture Shape	Adjustability
1" GyroShift™ Cylinder	600lm	Ceiling, Cord & Stem	10W	2700K 3000K 3500K	80 90	ERP, Ceiling is Remote Power	30° 50°	Round	±35°
3" GyroShift™ Cylinder	1640lm	Ceiling, Cord & Stem	25W	2700K 3000K 3500K 4000K	90	ERP standard, Lutron & eldoLED options	10° 30° 50°	Round	±45°
5" GyroShift™ Cylinder	1850lm	Ceiling, Cord & Stem	30W	2700K 3000K 3500K 4000K	90	ERP standard, Lutron & eldoLED options	10° 30° 50°	Round	±45°




Surface



Pendant



Wall



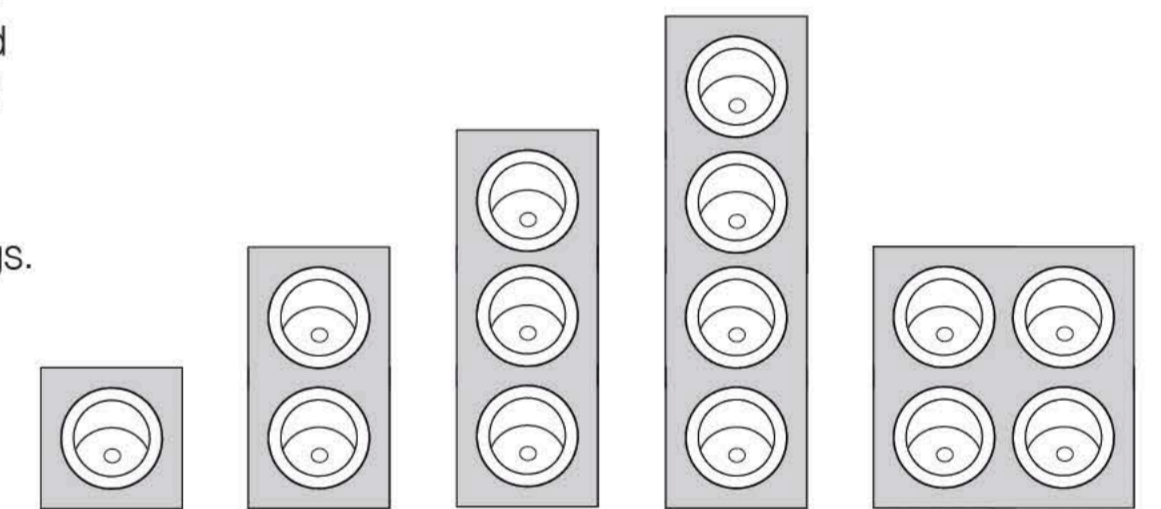


GyroShift™ Multiples
Triple Head Trim

Specification Multiples

GyroShift™ Multiples are an industry-unique lighting system featuring shallow optics, high outputs, and small openings in a range of sizes, trims, and head numbers. Most other multiples have a head that tilts while GyroShift™ optics are rotatable around the LED light source that always remains at the focal point. These luminaires are compact, delivering over 2200lm per head. Each ball can be aimed individually within each bezel.

Housings are 18 gauge steel construction with multiple 1/2" trade size knockouts. Adjustable hanger bars are included which accommodate wood framing as well as suspended ceilings. Universal butterfly brackets also accommodate C-Channel and EMT. For ease of use, we recommend using our C-Channel bracket option for suspended ceilings.



GyroShift™ Multiples
Single Head Trim

GyroShift™ Multiples
Dual Head Trim

GyroShift™ Multiples
Quad Head Trim

Available in two sizes:

2.75"


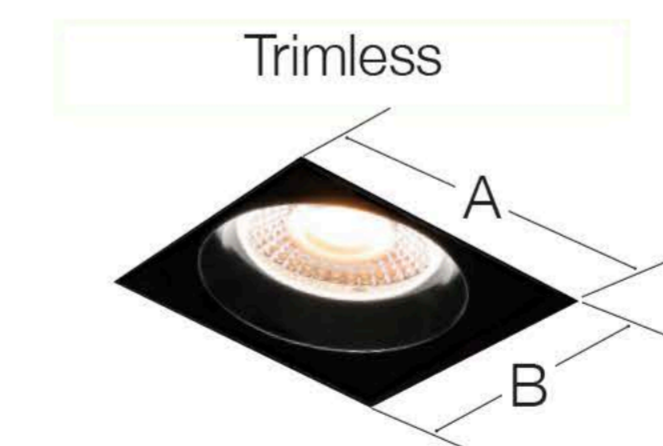
Wattage	CCT	Delivered Lumens	Efficacy
10W	3000K	891lm	89lpw
15W	3000K	1143lm	76lpw
20W	3000K	1400lm	70lpw

Lumens will vary depending on CCT, optic, and lens option.
Wattage and lumens are per head.

3.75"

Wattage	CCT	Delivered Lumens	Efficacy
10W	3000K	966lm	97lpw
15W	3000K	1437lm	96lpw
20W	3000K	1739lm	87lpw
25W	3000K	2049lm	82lpw
30W	3000K	2254lm	75lpw

Lumens will vary depending on CCT, optic, and lens option.
Wattage and lumens are per head.



2.75" Trimless	Single	Dual	Triple	Quad	Square
A	2 3/4"	2 3/4"	2 3/4"	2 3/4"	5 1/2"
B	3 5/16"	6 1/16"	8 13/16"	11 9/16"	6 1/16"
3.75" Trimless					
A	4 5/16"	4 5/16"	4 5/16"	4 5/16"	8 1/16"
B	4 5/16"	8 1/16"	11 13/16"	15 9/16"	8 1/16"

2.75" Trim	Single	Dual	Triple	Quad	Quad Square
A	2 3/4"	2 3/4"	2 3/4"	2 3/4"	5 1/2"
B	2 3/4"	5 1/2"	8 1/4"	11"	5 1/2"
FA	4 1/4"	7"	9 3/4"	12 1/2"	7"
FB	4 1/4"	4 1/4"	4 1/4"	4 1/4"	7"
3.75" Trim					
A	3 3/4"	3 3/4"	3 3/4"	3 3/4"	7 1/2"
B	3 3/4"	7 1/2"	8 1/4"	11"	7 1/2"
FA	5 1/4"	9"	12 3/4"	12 1/2"	9"
FB	5 1/4"	5 1/4"	5 1/4"	5 1/4"	9"

Cloak

GyroShift™ architectural light fixtures are designed for open ceilings with junction boxes and surface-mounted conduit. Easy to install, the surface mount Cloak fits over any standard junction box. Power can be fed to additional units through surface-mounted Cloak with conduit slots (junction boxes and conduit not included). GyroShift™ Cloak can be installed on sloped ceilings up to 45° and comes in six mounting configurations, three shapes, and a variety of finishes, making it ideal for offices, lofts, and industrial-feeling living spaces.

Main Features:

- 30W option delivers over 2200lm
- 2700K, 3000K, 3500K, 4000K, and warm dimming
- 10°, 30°, and 50° field-replaceable optics
- 45° adjustability with ∞° rotation
- ELV, Traic, 0-10V dimming as a standard
- Lutron and eldoLED drivers also available
- Accommodates two (2) accessories

Available in 6 mounting configurations:

- Surface-mounted with conduit slots
- Surface-mounted without conduit openings
- Conduit Suspended Stem
- Conduit Suspended Cable
- Suspended Stem
- Suspended Cable



GyroShift™ Cloak surface mount fixtures are available with conduit slots or without

Wattage	CCT	Delivered Lumens	Efficacy
10W	3000K	996lm	97lpw
15W	3000K	1437lm	96lpw
20W	3000K	1730lm	87lpw
25W	3000K	2040lm	82lpw
30W	3000K	2254lm	75lpw
10W	1850-3000K	608lm	61lpw



Remodeler

GyroShift™ remodeler is the perfect solution if ceiling joists are not exposed, or if you want to upgrade your current lighting system to the easy adjustability of GyroShift™ technology. Accommodates up to 2" ceiling (New Construction). Available in 1", 2", and 3" with round or square trim, and changeable optics.

Main Features:

- Rated for insulation contact
- Available with 80 and 90 CRI
- Available with 2700K, 3000K, and 3500K CCT
- 3 optic and 6 media options
- 45° adjustability with ∞° rotation
- Available in round or square trim



GyroShift™ 2" Remodeler



GyroShift™ 1" Remodeler




GyroShift™ 3" Remodeler

Product	Lumens Up to	Construction	Power	CCT	CRI	Driver	Optics	Trim/Bezel	Adjustability
1" GyroShift™ Remodeler	700lm	IC	10W	2700K, 3000K, 3500K	90	ERP	30° & 50°	Round & Square	±35°
2" GyroShift™ Remodeler	1000lm	IC	15W	3000K, 3500K	90	ERP	10°, 30°, 50°	Round & Square	±45°
3" GyroShift™ Remodeler	1300lm	IC	25W	3000K, 3500K	90	ERP	10°, 30°, 50°	Round & Square	±45°

GyroShift™ Performance

For powerful performance from small fixtures, there is no equal to the GyroShift™ family of products.

- Field-replaceable LED available in 2700K, 3000K, 3500K, 4000K in 80 or 90 CRI with 2 SDCM binning
- Warm-dim and color tune options available for 3" size fixture
- Standard dimming options are forward phase, reverse phase, 0-10v, and ELV
- Lutron and eldoLED drivers available upon request
- Emergency battery backup available upon request
- Accepts up to 2pc of media including: linear spread, wall wash, solite, frosted, hex cell, and clear
- Wide variety of powder coat finish colors



Photometrics

GyroShift™ 2" / 3000K / 20W / Single Head Trim / Optic 10°

Model #: S2-1L-308010-XXXXXX-00

Report #: L051801101

Delivered Lumens: 1204

Input Watts: 19.94W

Efficacy: 60

Power Factor: 0.99

Total Harmonic Distortion: 8.9%

CCT: 3014

CRI: 82

Max Candela: 10014 @ 0° from Vertical

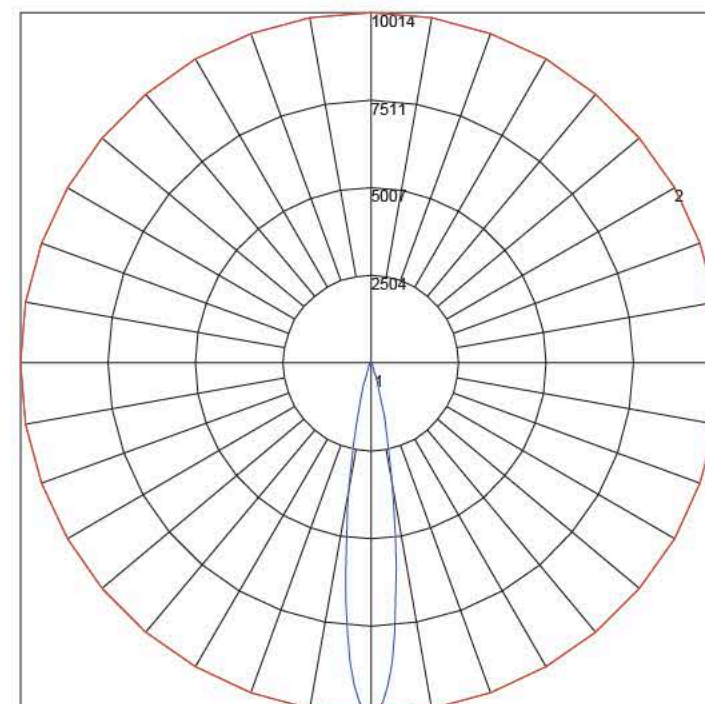
Spacing Criterion (0-180): 0.28

Spacing Criterion (90-270): 0.28

Spacing Criterion (diagonal): 0.28

R Values

R1	79.61
R2	88.09
R3	95.36
R4	80.27
R5	78.94
R6	84.24
R7	84.52
R8	60.89
R9	8.76
R10	72.16
R11	78.47
R12	66.65
R13	81.22
R14	97.04



Maximum Candela = 10014 Located At Horizontal Angle = 0, Vertical Angle = 0
 # 1 - Vertical Plane Through Horizontal Angles (0 - 180) (Through Max. Cd.)
 # 2 - Horizontal Cone Through Vertical Angle (0) (Through Max. Cd.)

GyroShift™ 3" / 3000K / 30W / Single Head Trim / Optic 10°

Model #: S3-1L-309010-XXXXXX-00

Report #: L051801104

Delivered Lumens: 1774

Input Watts: 27.39W

Efficacy: 65

Power Factor: 0.99

Total Harmonic Distortion: 12.6%

CCT: 3028

CRI: 92.23

Max Candela: 13,365 @ 0° from Vertical

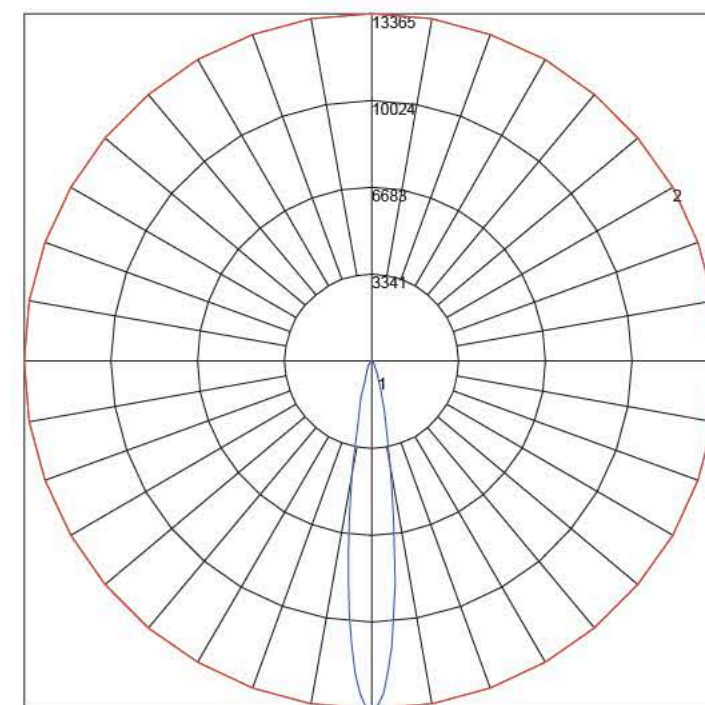
Spacing Criterion (0-180): 0.22

Spacing Criterion (90-270): 0.22

Spacing Criterion (diagonal): 0.24

R Values


R1	91.60
R2	94.61
R3	96.40
R4	92.37
R5	91.19
R6	93.45
R7	92.62
R8	81.46
R9	57.52
R10	86.65
R11	92.74
R12	78.88
R13	92.23
R14	97.22
R15	87.77



Maximum Candela = 13365 Located At Horizontal Angle = 0, Vertical Angle = 0
 # 1 - Vertical Plane Through Horizontal Angles (0 - 180) (Through Max. Cd.)
 # 2 - Horizontal Cone Through Vertical Angle (0) (Through Max. Cd.)

Options


STANDARD FINISHES*



Aegean Blue



Burnished Bronze




Gloss Black




Blue




Bronze Patina



Dove Gray




Flannel Gray



Gloss White



Hunter Green




Lime Green



Matte Black




Painted Natural Aluminum



Painted Natural Copper




Red




Satin Silver



Textured Bronze




Textured Graphite



Tangerine



Tahitian Teal




Semi Gloss White



Galvanized

*Optional coastal coating available to protect fixture in mineral-rich coastal environments

MOUNTING OPTIONS



New Construction



Chicago Rated



Remodeler



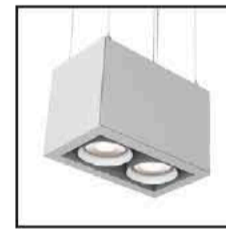
Flush Mount



Trimless All Sizes



Conduit Flush Mount



Suspended Aircraft



Suspended Stem



Wall Mount



Pendant




Surface


LIGHT DISTRIBUTIONS




10°



30°



50°




Wall Wash

COLOR CONTROL OPTIONS




Warm Dim



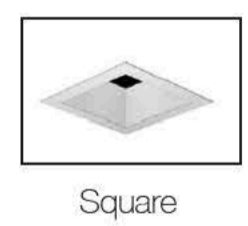
Tunable White

GyroShift™ is available in 2700K, 3000K, 3500K, and 4000K

ALL TRIMS AVAILABLE IN



Round

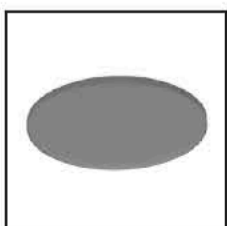


Square

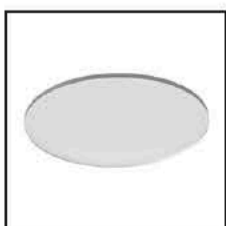
OPTIONAL LENSES & ACCESSORIES



Linear Spread Lens



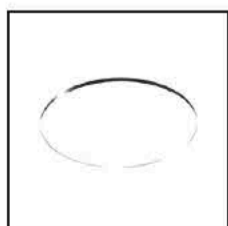
Solite Lens



Frosted Lens




Hex Louver



Clear Lens



Media Holder (required)



DAMP LOCATION

JA8 TITLE 24 COMPLIANT

CCEA APPROVED

5 YEAR LIMITED WARRANTY



GyroShift™ family of products are designed and built exclusively by CSL in the USA. Patent: cslighting.com/patents

A Division of Troy-CSL Lighting, Inc.

14508 Nelson Avenue
City of Industry, CA 91744
P: 626.336.4511 • F: 626.330.4266

www.cslighting.com

C-CGYRO10-18



782042204877

Copyright ©2019 Troy-CSL Lighting, Inc.

